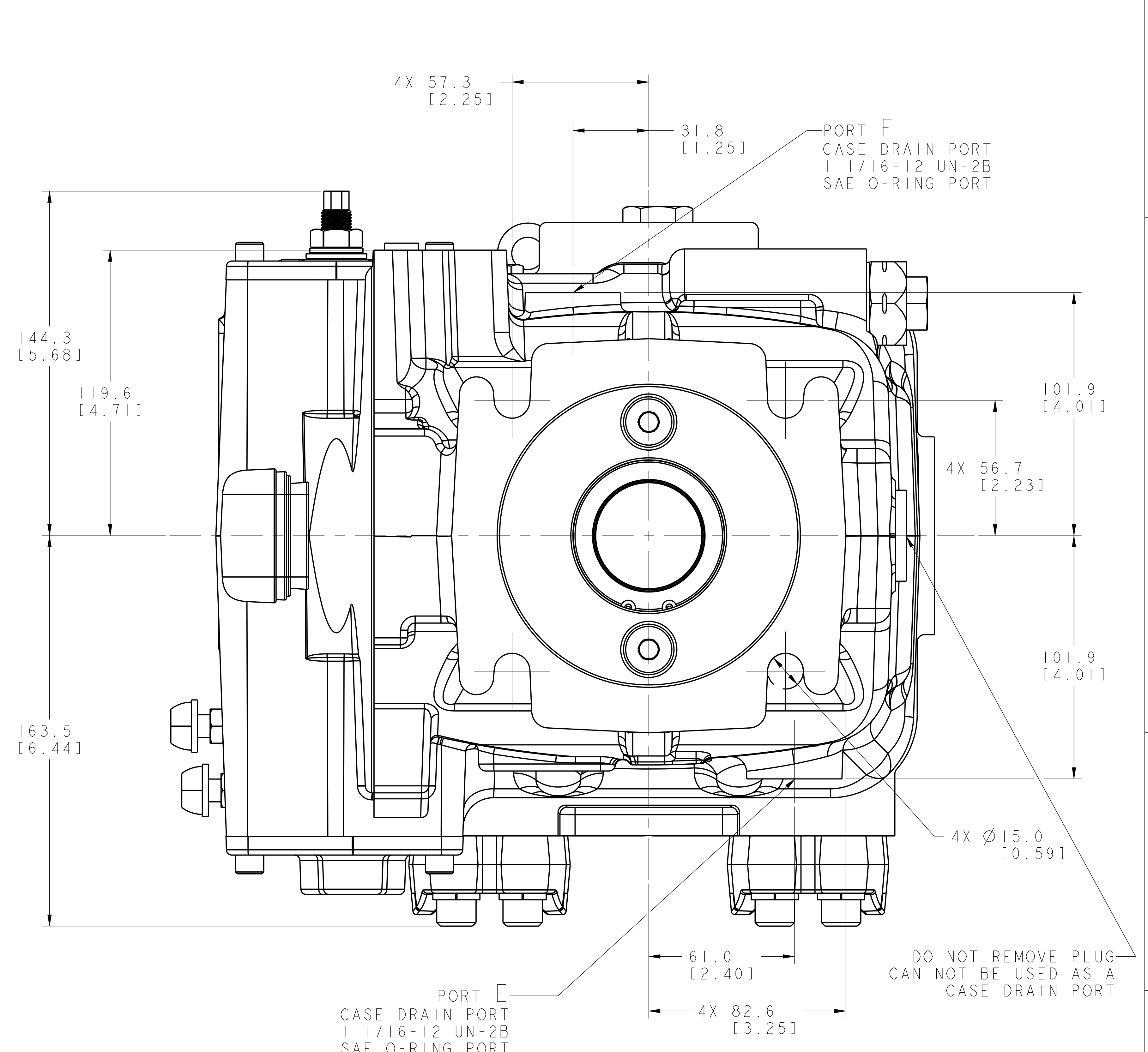
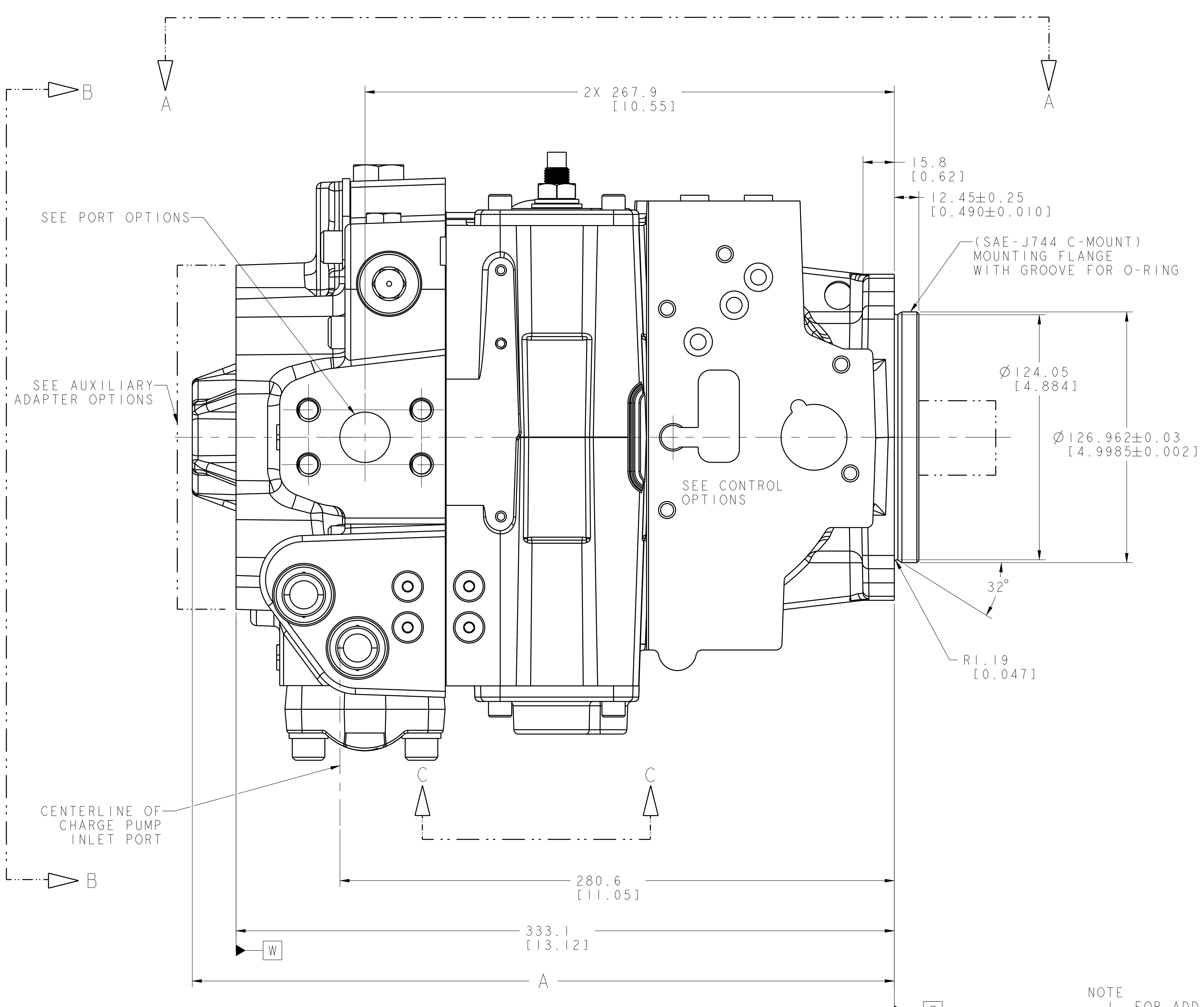
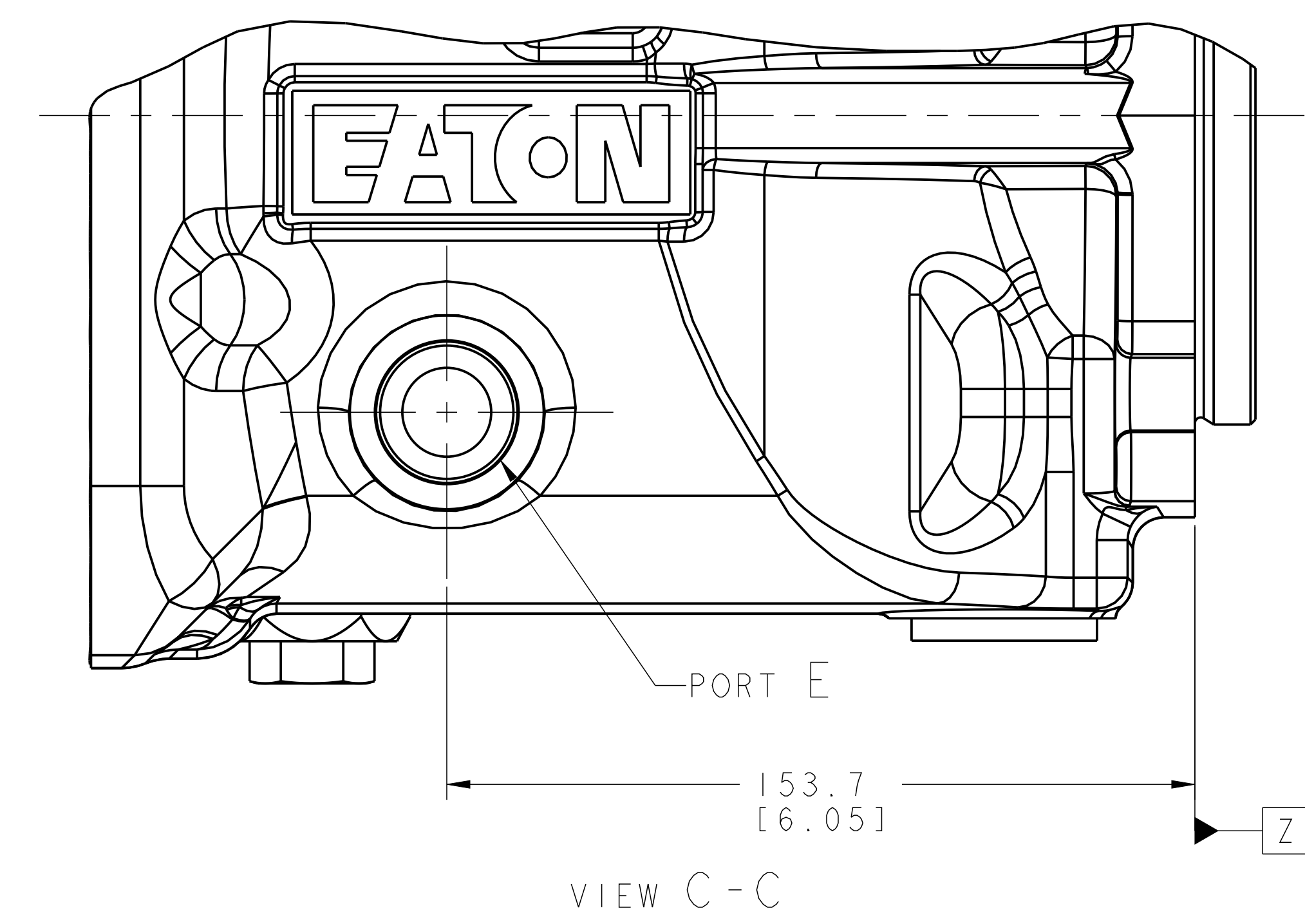


REV	DESCRIPTION	BY	CHK	DATE	ECN / MPS
A	RELEASE FOR SAMPLES AND ESTIMATES	JJV		5-9-95	X7920
F	ENGINEERING RELEASE	JJV		3-21-97	29469
G	-1)REVISED PICTORIALLY LPRV -2)SHEET 2 (3F)ADDED 118.1/[4.65] -3)(2D)REVISED PICTORIALLY SHAFT END VIEW	EMR	JED	7-21-98	31498
H	REVISED PICTORIALLY HOUSING	EMR	JED	11-25-98	32115
J	SHT 1 (4B)REVISED MATING CONNECTOR CALL-OUT	JMS	JMS	9-30-03	44352
K	REVISED AND REDRAWN IN PRO-E	PSG	JMB	9-3-19	0114112
L	SHEET 1 -1)(2E) REVISED PICTORIALLY MOUNTING FLANGE -2)(4D) DIM. WAS $\phi 127.00^{+0.00}_{-0.08}$	JMB	PSG	9-3-19	0114112
M	SHEET 1 -1)(4E) DIM WAS 140.5[5.53], -2) (7E) REVISED PICTORIALLY, SHEET 2 -3)(2C) ADDED DIM 195.6[7.70] & 200.2[7.88]	JMB	JMB	12-22-20	PA11T61X2F
N	REVISED	KCS	JMB	4-15-21	PA1JAAYUR



- NOTE
- FOR ADDITIONAL INFORMATION ON INSTALLATION, START-UP PROCEDURES, AND RECOMMENDED FLUIDS, CONTACT YOUR EATON REPRESENTATIVE
 - ALL PORTS ARE SEALED FOR SHIPPING
 - UNLESS OTHERWISE SPECIFIED ALL DIMENSIONS ARE NOMINAL
 - UNIT SHAFT ROTATION SPECIFIED IS VIEWED FROM INPUT SHAFT END

CHARGE PUMP DISPLACEMENT	DIM A
13.9 cm ³ /r [0.85 in ³ /r]	334.5[13.17]
17.4 cm ³ /r [1.06 in ³ /r]	338.1[13.31]
21.0 cm ³ /r [1.28 in ³ /r]	341.6[13.45]
27.9 cm ³ /r [1.70 in ³ /r]	348.5[13.72]
34.7 cm ³ /r [2.12 in ³ /r]	355.3[13.99]

REVIEWED FOR CLASSIFICATION PER ESP-042

DRAWING BASED ON ASME Y14.5-2009

UNLESS OTHERWISE SPECIFIED ALL DIMENSIONS ARE IN INCHES MILLIMETERS

TOLERANCES

.x	± .005
.xx	± .002
.xxx	± .001
<	± .0005

UNSPECIFIED RADII ARE: ---

UNSPECIFIED DRAFT ANGLES ARE: ---°

E SIZE

THIRD ANGLE PROJECTION

DO NOT SCALE

THE REPRODUCTION, DISTRIBUTION, AND UTILIZATION OF THIS DOCUMENT, AS WELL AS THE COMMUNICATION OF ITS CONTENTS TO OTHERS WITHOUT EXPLICIT AUTHORIZATION IS PROHIBITED. OFFENDERS WILL BE HELD LIABLE FOR THE PAYMENT OF DAMAGES. ALL RIGHTS RESERVED IN THE EVENT OF THE GRANT OF A PATENT, UTILITY MODEL, OR DESIGN. (PER ISO 16016)

DRAWN JJV BY/DATE 10-4-95

CHECKED MFW BY/DATE 12-5-95

ENGRG BY/DATE 12-5-95

METALLURGY BY/DATE ---

MATERIAL/HEAT TREAT ---

TITLE 89, 105 CC SERIES 2 VARIABLE PUMP INSTALLATION, HIGH TORQUE

MICROINCHES NUMBER ARITHMETICAL AVERAGE

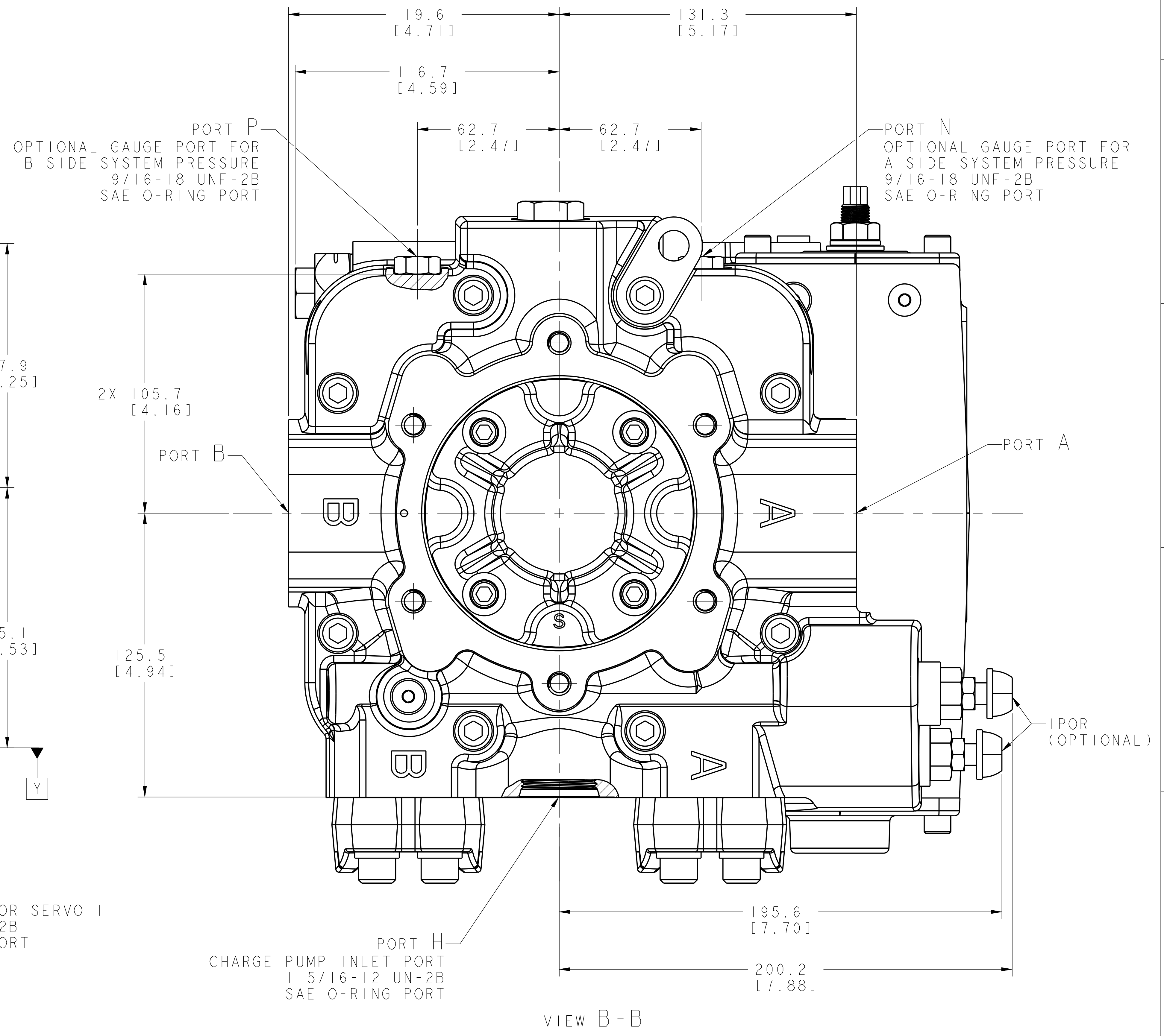
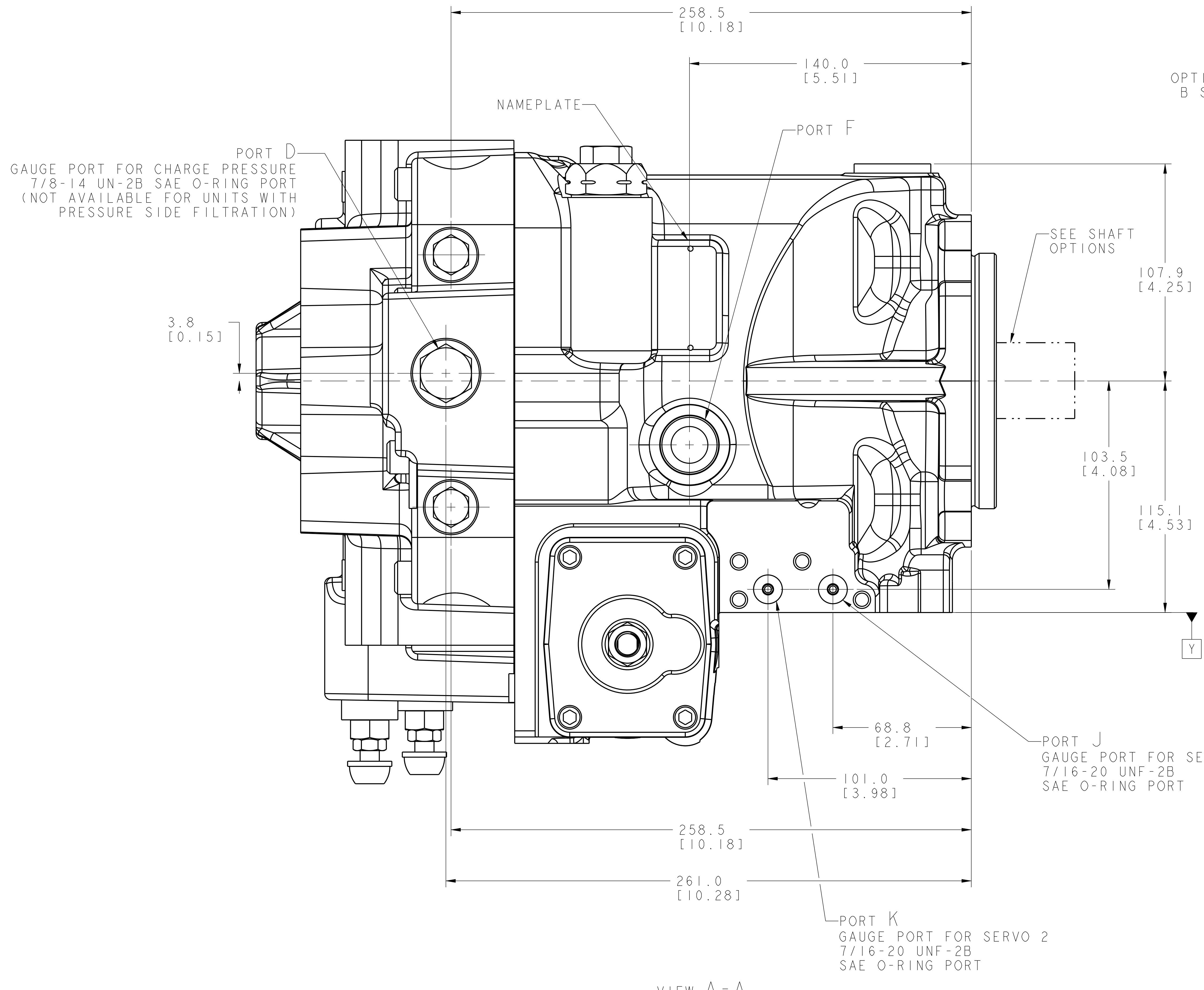
SCALE 1/1

SHEET 1 OF 2

Danfoss

A-991-005

REV	DESCRIPTION	BY	CHK	DATE	ECN / MPS
N	SEE SHEET 1 FOR REVISION				



REVIEWED FOR CLASSIFICATION PER ESP-042

DRAWING BASED ON ASME Y14.5-2009

UNLESS OTHERWISE SPECIFIED ALL DIMENSIONS ARE IN
 INCHES
 MILLIMETERS (INCHES)

TOLERANCES
 .x ± .005
 .xx ± .002
 .xxx ± .001
 < ± .0005

UNSPECIFIED RADII ARE:
 .005

UNSPECIFIED DRAFT ANGLES ARE:
 1:4

E SIZE

THE REPRODUCTION, DISTRIBUTION, AND UTILIZATION OF THIS DOCUMENT, AS WELL AS THE COMMUNICATION OF ITS CONTENTS TO OTHERS WITHOUT EXPLICIT AUTHORIZATION IS PROHIBITED. OFFENDERS WILL BE HELD LIABLE FOR THE PAYMENT OF DAMAGES. ALL RIGHTS RESERVED IN THE EVENT OF THE GRANT OF A PATENT, UTILITY MODEL, OR DESIGN. (PER ISO 16016)

DRAWN JVV
BY/DATE 10-4-95

CHECKED MFW
BY/DATE 12-5-95

ENGRG MFW
BY/DATE 12-5-95

METALLURGY ---
BY/DATE ---

MATERIAL/HEAT TREAT

TITLE
89, 105 CC SERIES 2 VARIABLE PUMP INSTALLATION,
HIGH TORQUE

NUMBER
A-991-005

SCALE 1/1

SHEET 2 OF 2

Danfoss